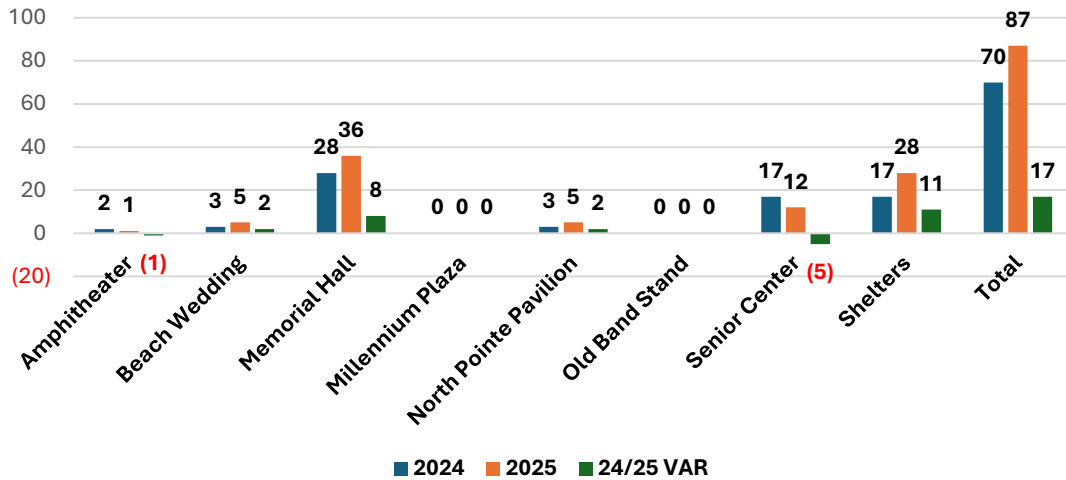




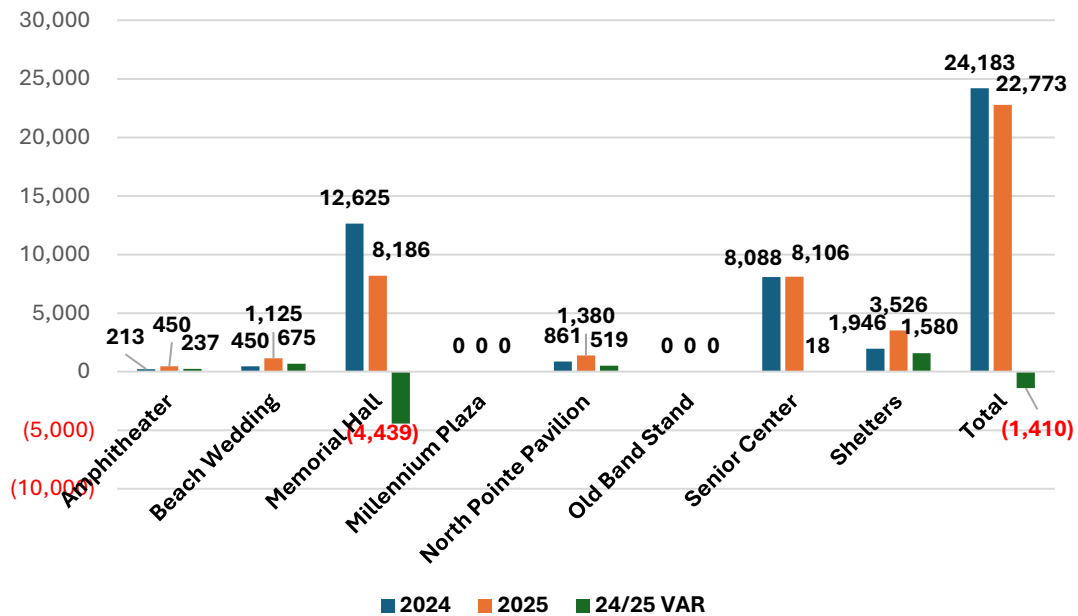
2025 3rd Quarter Report
July 1, 2025, through September 30, 2025

Park Office Administrative Staff Report

Q3 Rentals



Q3 Revenue



Beach Management

Water Quality Testing and Notification

- IDEM grant \$8,424.
- Water testing was performed by the Sanitary District of Michigan City. Program dates were May 1st through September 1st, 2025.

WASHINGTON PARK

Washington Park	2021	2021	2022	2022	2023	2023	2024	2024	2025	2025
Total Samples	342		333		321		273		102	
Total Exceedances	15		22		19		23		8	
Total Action Days	10		12		9		14		8	
1-234 OPEN	104	91%	109	98%	107	100%	77	85%	94	92%
234-999 ADVISORY	10	9%	10	9%	9	8%	11	12%	8	8%
1,000 CLOSED	0	0%	2	2%	0	0%	3	3%	0	0%

STOP 2 AT CALIFORNIA AVENUE

Stop 1 California Avenue	2021	2021	2022	2022	2023	2023	2024	2024	2025	2025
Total Samples	342		333		321		276		102	
Total Exceedances	15		6		3		10		2	
Total Actions	8		5		3		7		0	
1-234 OPEN	106	93%	111	100%	107	100%	85	93%	100	98%
234-999 ADVISORY	8	7%	5	5%	3	3%	6	7%	0	0%
1,000 CLOSED	0	0%	0	0%	0	0%	1	1%	2	2%

STOP 7 AT BEACHWALK

Stop 7 Beachwalk	2021	2021	2022	2022	2023	2023	2024	2024	2025	2025
Total Samples	114		333		107		92		102	
Total Exceedances	6		1		1		2		2	
Total Actions	6		1		1		2		2	
1-234 OPEN	108	95%	111	100%	107	100%	90	99%	100	98%
234-999 ADVISORY	5	4%	1	1%	1	1%	2	2%	2	2%
1,000 CLOSED	1	1%	0	0%	1	1%	0	0%	0	0%

We will apply for the IDEM grant for the 2026 beach season and request testing seven days per week at all three locations.

Staff Training & Development

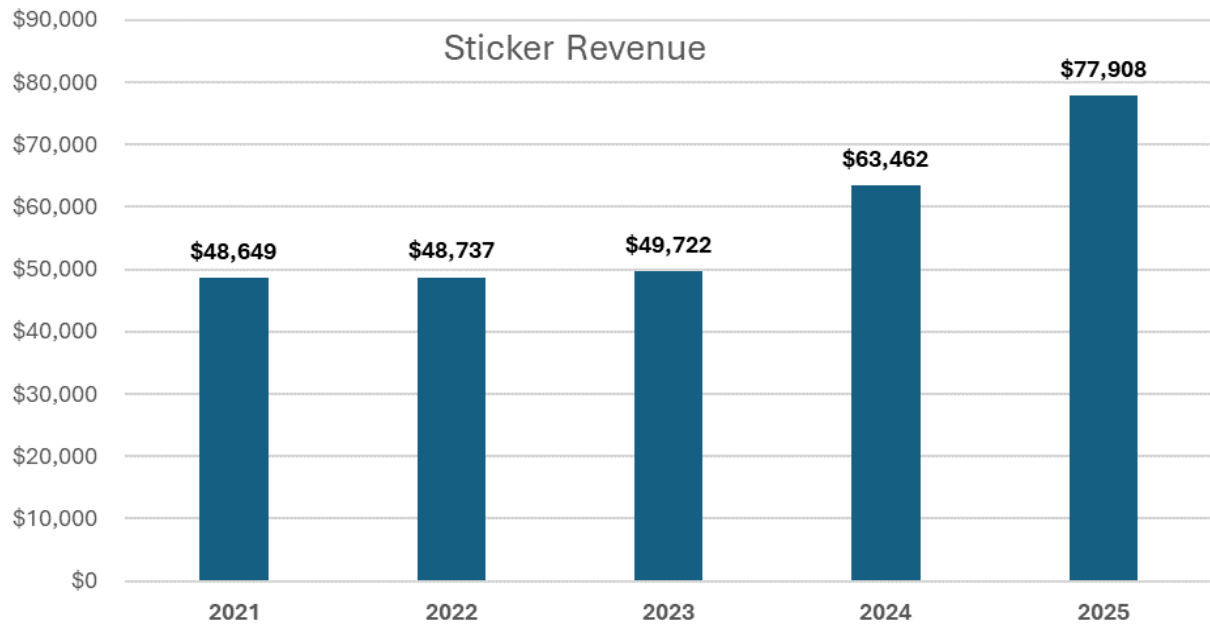
DATE	DEPT	EMPLOYEE	TYPE	DESCRIPTION	LOCATION
07/09/25	Zoo	Jamie Huss	Professional Development	AZA Safety Committee's Mental Health Training Program	Online training
07/10/25		Jamie Huss	Professional Development	Animal Welfare Professional course	Online training
08/19/25	Maintenance	PatRick Voltz	Professional Development	Leadership training Middle management	In person training
08/19/25	Golf	Mychal Moore	Professional Development	Leadership training Middle management	In person training
08/21/25	Admin	Will Walker	Professional Development	Frontline Leadership Training Program	In person training
08/21/25	Admin	Shannon Eason	Professional Development	Frontline Leadership Training Program	In person training
08/21/25	Zoo	Jamie Huss	Professional Development	Frontline Leadership Training Program	In person training
08/19/25	Golf	Paul Cornwell	Professional Development	Frontline Leadership Training Program	In person training

Fedder's Alley All-Inclusive Playground & Fitness Park

FEDDER'S ALLEY PLAYGROUND PROJECT	TYPE	FUNDING	INVOICE AMOUNT	BALANCE
City Council ARPA Funding Ord 4640 09/06/22 PE	city	260,000.00		
RDC Funding Commitment 05/08/2023	city	500,000.00		
City Council Res 4888 Ord 4692 ARPA funds	city	739,500.00		
City Council Res 4888 Ord 4692 ARPA funds	city	10,500.00		
City Council Approved 2024 Budget 10/03/23	city	500,000.00		
HR 4366 03/09/24 Federal HUD Grant Congr Mrvan	grant	1,000,000.00		
Health Foundation of LaPorte - Construction	grant	500,000.00		
Duneland Health Council	grant	50,000.00		
Lilly Endowment Gift VIII - applied for \$1,000,000	grant			
Michigan City Human Rights Commission donation	grant	200.00		
2024 Unity donation anonymous	private	500.00		
2025 Unity Foundation Mayor's bday challenge	private	1,111.98		
2025 Unity anonymous donation	private	500.00		
2025 Unity Deborah Hyndman	private	150.00		
2025 Unity Tom Novak & Joann Smith	private	100.00		
Mayor's Charitable 2025 Gala donation	city	25,000.00	budget	5,000,000.00
MCEDC Revolving Loan 11/04/25	city	300,000.00	funding	3,887,561.98
			short	1,112,438.02

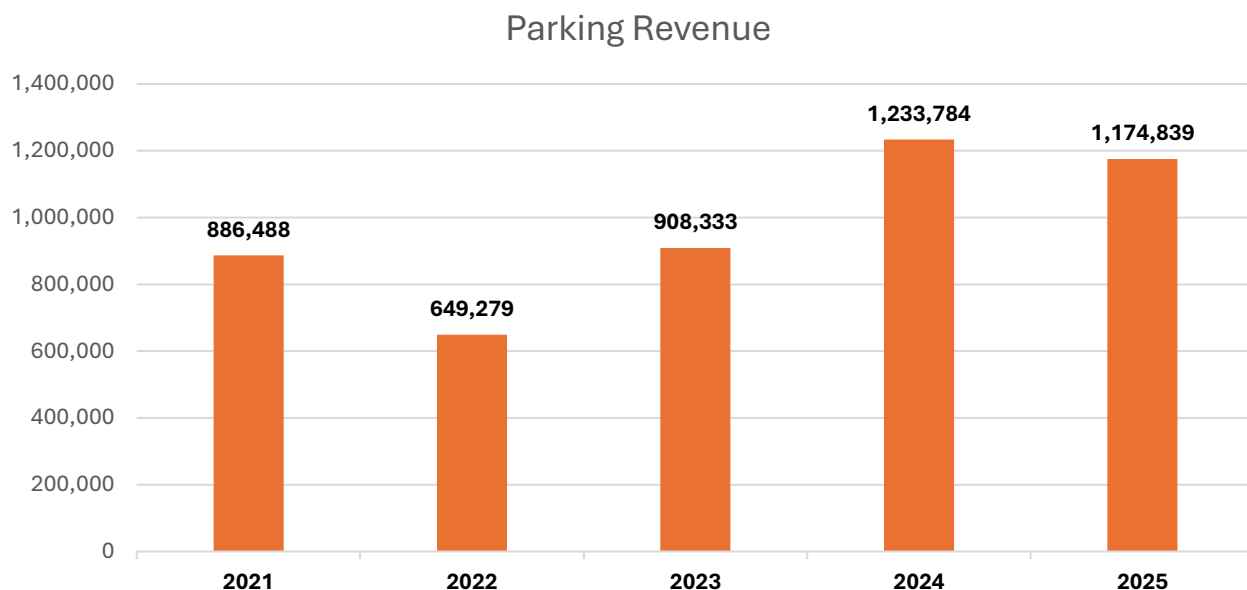


Annual Sticker Operation



CATEGORY	2021	2022	2023	2024	2025	24/25 VAR	24/25 VAR
Resident	11,354	10,769	10,763	11,743	11,355	(388)	-3.3%
Resident after July 3rd	n/a	n/a	n/a	n/a	43	43	100.0%
LaPorte County	1,312	1,424	1,437	1,539	1,631	92	6.0%
Non-Res Indiana	85	59	50	73	72	(1)	-1.4%
Non-Res Out of State	4	5	7	7	8	1	14.3%
Sr Ctr Member	241	279	324	313	371	58	18.5%
Replacement	21	16	16	9	17	8	88.9%
Cycle/Trailer	422	305	368	455	386	(69)	-15.2%
Total Stickers	13,439	12,857	12,965	14,139	13,883	(256)	-1.8%
Total Revenue	\$48,649	\$48,737	\$49,722	\$63,462	\$77,908	14,446	22.8%
Printing Expense (Stickers)	2,731	3,114	3,488	3,350	3,530	180	5.4%
Payroll Expense	<u>4,975</u>	<u>6,614</u>	<u>8,699</u>	<u>7,772</u>	<u>8,640</u>	868	11.2%
Total Expense	7,706	9,728	12,187	11,122	12,169	1,048	9.4%
NET	40,943	39,009	37,535	52,340	65,739	13,398	25.6%

Daily Parking Operation



DAILY PARKING OPERATION	2021	2022	2023	2024	2025	24/25 VAR	24/25 VAR
Revenue	886,488	649,279	908,333	1,233,784	1,174,839	(58,945)	-6%
Payroll Expense	40,587	40,893	55,797	70,325	78,446	8,121	15%
FICA	3,105	3,128	4,268	5,380	6,001	621	15%
Printing/Paper Expense	947	0	247	941	529	(412)	-167%
Misc Expense	1,000	495	954	866	1,514	648	68%
Total Expense	45,639	44,516	61,266	77,512	86,490	8,979	15%
Net	840,849	604,763	847,067	1,156,272	1,088,349	(67,924)	-8%
Labor % of revenue	4.93%	6.78%	6.61%	6.14%	7.19%		
Car Fee	\$15	\$15	\$15	\$20	\$20		
Other Fee	\$30	\$30	\$30	\$40	\$40		



The Trail Creek Watershed Partnership is a group of local citizens, elected officials, agency and non-profit staff working together to further the goals of the Trail Creek Watershed Management Plan.



TRAIL CREEK

-WEEK-

PARTNERS

**Great Lakes Fisheries Commission Indiana
Department of Environmental Management
Indiana Department of Natural Resources
Indiana Dunes National Park
Michigan City Park Department
Michigan City Port Authority
Michigan City Sanitary District
Northwest Indiana Paddling Association
Northwest Indiana Steelheaders
Northwestern Indiana Regional Planning Commission Shirley
Heinze Land Trust
Trail Creek Watershed Partnership
Unity Foundation of LaPorte County**

649 PARTICIPANTS

Barker Middle School
Coolspring Elementary
Edgewood Elementary
Pine Elementary
Renaissance Academy
Notre Dame Elementary
Marsh Elementary
Knapp Middle School
Springfield Elementary
Victory Christian Academy
Journey Academy

Michigan City
Michigan City
Michigan City
Michigan City
Michigan City
Michigan City
Michigan City
Michigan City
Michigan City
Michigan City
Michigan City
Valparaiso

TRAIL CREEK WEEK: a hands-on Environmental Science event

Trail Creek Week is a five day, place-based environmental education event hosted by the Trail Creek Watershed Partnership. Trail Creek Week takes place on the banks of Trail Creek at beautiful Hansen Park.

Participants in the program attend interactive stations facilitated by local professionals from the Michigan City Sanitary District, the Indiana Department of Natural Resources, the Barker Mansion and Civic Center, the Northwest Indiana Paddling Association, the National Park Service and many others.

Each year since 2012, Michigan City has played host to the Wilderness Inquiry Canoemobile during Trail Creek Week. This traveling fleet of 24 foot handmade wooden Voyageur replica canoes

provides the perfect opportunity for students to experience Trail Creek from a perspective not often seen.



Our students love opportunities for hands on, experiential learning. Trail Creek Week and Canoemobile get them engaged and active, and give them a deeper understanding of how the science and environmental concepts they are learning in the classroom apply to the world around them."

— Dr. Barbara Eason-Watkins, Superintendent,
Michigan City Area Schools

ENVIRONMENTAL AWARENESS

After assembling in a large group at Hansen Park, students break into stations. These stations cover water quality and assessment methods, Michigan City history and the significance of Trail Creek and Lake Michigan, Water Safety and Great Lakes Fisheries and stream morphology. These topics examine our local ecosystem and instill in students an awareness of the incredible natural resources in their very own back yards. Students will touch native fish, poke invasive sea lamprey, change the shape of a stream to see what happens, learn how to fall out of a kayak safely and wear a beaver fur hat. They will identify small critters and learn about their ability to be used as water quality assessment tools. These experiences and many more await your group at Trail Creek Week.

CONFIDENCE

Many students arrive at Hansen Park never having had the experience of being in a boat. They are naturally apprehensive about getting into the canoes and paddling. While many students are nervous, they all arrive back on shore smiling and proud of their accomplishment.





TEAM BUILDING

Students learn quickly that unless all 9 passengers paddle together, the heavy wooden boat doesn't move. Upon returning from their paddle, many groups are high-fiving and making up paddle songs.

CREEKNESS STAKES



The Creekness Stakes Canoe Race is an annual fundraising event for Trail Creek Week, raising over \$18,000 since its establishment in 2017.

The 7th running of the annual Creekness Stakes canoe race was held on Saturday, September 20, 2025, at Hansen Park in Michigan City. Teams raced down Trail Creek in giant 25' Voyageur canoes in pursuit of the coveted "Creeky Cup" trophy. The event included live entertainment, food, raffles, and a free family paddle after the race.

2025 Creeky Cup Winner
Butler, Fairman & Seufert



2025 Team Spirit Award
Michigan City Park Department



Recreation Department Report

City Kids Day Camp

City Kids Day Camp offers an exciting summer experience for children ages 6 to 11. Our camp, held at Lake Hills Elementary School, ran for eight weeks, from June 3rd to July 26th, Monday through Friday, from 8 AM to 3 PM, excluding holidays.

Campers divide into three age groups: 6-7 years old, 8-9 years old, and 10-11 years old. Parents pay a weekly fee of \$60 for full day, while half-day summer school students pay \$30 per week, which includes breakfast and lunch. Campers enjoy various activities, including arts and crafts, games, sports, and exciting field trips. This year, campers explored local attractions such as the Barker Mansion, Friendship Gardens, Harbor Country Adventures Tour Boat, Old Lighthouse Museum, Oasis Splash Park, Washington Park, neighborhood playgrounds, Washington Park Zoo, the bowling alley, and more.

Our CKDC team includes one director, three supervisors, six leaders, and two counselors in training. Campers start quiet and reserved but gradually make friends and improve their social skills. Parents and campers have expressed the fun they had and the new friendships they have formed.

CITY KIDS' DAY CAMP	2024	2025	VAR	VAR
Weekly Fee	\$60	\$60	\$0	0%
Weekly Fee half day	\$30	\$30	\$0	0%
8 weeks/70 kids	\$12,792	\$8,770	(\$4,022)	-31%
Participants	46	39	(7)	-15%

CITY KIDS' DAY CAMP	2024	2025	VAR	VAR
CKDC Revenue	\$12,792	\$8,770	(\$4,022)	-46%
EXPENSES	2024	2025	VAR	VAR
Seasonal Wages	\$41,876	\$31,506	(\$10,369.18)	-25%
FICA	\$3,203	\$2,411	(\$792)	-25%
Personal Services (wage, FICA, work comp)	\$45,079	\$33,918	(\$11,161)	-25%
Supplies	\$1,879	\$1,431	(\$448)	-24%
Other Services	\$250	\$410	\$160	64%
TOTAL EXPENSES	\$47,208	\$35,758	(\$11,450)	-24%
NET	(\$34,416)	(\$26,988)	\$7,428	-22%

Elementary Fall Clinics

We partnered with Coach Coulter and the high school baseball program to offer fall clinics for all elementary students. The clinics cost \$60 and were available on Saturdays and Sundays. These clinics offered individual skills training, team practices, and games. There is also a push for a fall middle school baseball program. This gives great coverage for Michigan City's fall baseball season for years to come.

Elementary Fall Clinics	2025
Participants	22
Revenue (signups)	\$1,320
Revenue (sponsors/donations)	\$0
TOTAL REVENUE	\$1,320
Payout to MCHS Baseball	\$1,056
TOTAL EXPENSE	\$1,056
NET	\$264

Fall T-Ball

The P&RD decided to try fall baseball this year and it exceeded expectations. The department usually did not offer fall t-ball to avoid competition with football sign ups; however, we wanted to incorporate another fall outdoor activity for younger children to be a part of. There were 60 kids that took part in moving t-ball back into Michigan City parks, using fields at Oak Hills and Gardena for practices and games. In 2026, we will not implement a maximum capacity on t-ball players and will also add Adams Park as a 3rd t-ball location.

Fall T-Ball	2025
Participants	60
Revenue (signups)	\$2,700
Revenue (sponsors/donations)	\$0
TOTAL REVENUE	\$2,700
Player sanctioning	\$300
Misc. equipment purchases	\$136
Uniforms/Medals/Trophies	\$1,405
TOTAL EXPENSE	\$1,841
NET	\$859

Party In the Plaza

We piloted an event called Party in the Plaza. A mini party in the city that included food trucks, music, and a movie at the 7th Street Plaza location. We spent \$1,500 on movie licenses (\$300-\$600 per movie), \$200 on DJs, and \$95 on equipment. Attendance averaged between 30-75 people per event. It was great to get the idea off the ground. In 2026, the program will transform into “The Plug-In” and will be a traveling block party to different neighborhood parks.

Summer City Sweat

We expanded the programming for Summer City Sweat in the second year and had workouts on 49 out of 61 days in the months of June and July. We still had our staple beach workouts with Ron Gaston and yoga with Jennifer Osman. We also added Fun Fit with Aubria Clifton, Sunday Deep Stretch with Ryan Isaac, exercise dance and step classes with Cynthia Howard, Seated Zumba with Cynthia Howard, Tai Chi with Tom Conover, and Zumba with Council Lady Daisy Lee. We will continue to build this program to be a summer hit. Programming is free, but donations for the instructors are accepted.

Summer City Sweat	2024	2025	VAR \$	VAR %
Unique Participant	71	126	55	77%
Equipment	\$0	\$239	\$239	
Instructors	\$800	\$1,560	\$760	95%
TOTAL Expense	\$871	\$1,925	\$1,054	121%



Youth Baseball League

While less players took part in this year's league, there were improvements to the better league, in comparison to last year. Youth Baseball Director Cary Krachinski and the Recreation Department are working to make sure that the Michigan City youth baseball program is not just something to do, but something children and their families look forward to being a part of. MCHS head baseball coach Zach Coulter participated to legitimize the league as a feeder system for school sports. Equipment costs continue to rise. The department implemented an equipment plan to keep all gear up to date and in good condition.

YOUTH BASEBALL	2024	2025	VAR	VAR
Participants	286	255	(31)	-11%
YOUTH BASEBALL	2024	2025	VAR \$	VAR %
Revenue (signups)	\$12,805	\$10,585	(\$2,220)	-17%
Revenue (sponsors/donations)	\$8,245	\$8,400	\$155	2%
TOTAL REVENUE	\$21,050	\$18,985	(\$2,065)	-10%
Payroll - Youth Baseball Director	\$10,000	\$7,000	(\$3,000)	-30%
Payroll-Umpires	\$2,500	\$2,230	(\$270)	-11%
Payroll-UIC	\$45	\$45	\$0	0%
Payroll-Patriot Park Supervisor	\$1,500	\$1,200	(\$300)	-20%
Sports Conductor (signup website)	\$2,100	\$0	(\$2,100)	-100%
Port A Pot Rental - Nelson	\$1,566	\$1,366	(\$200)	-13%
Player sanctioning	\$1,200	\$1,050	(\$150)	-13%
Misc. equipment purchases	\$1,333	\$4,634	\$3,301	248%
Uniforms/Medals/Trophies	\$8,921	\$8,120	(\$801)	-9%
TOTAL EXPENSE	\$29,165	\$25,645	\$3,520	12%
NET	(\$8,115)	(\$6,660)	\$1,455	-18%

Committees

- Michigan City Area School Pillars Team
- Pillar Sub-Committee (Youth Sports)
- Michigan City Area Schools Ambassadors Program
- Coalition of Michigan City Youth's Leaders
- LCCVB Advisory Board
- YMCA MC Branch Advisory Board
- BROS – youth mentoring group leader

Training

- OttoApp Training
- Canva Training
- Beehiiv Training
- Microsoft 365 Training

Park Maintenance

Personnel

- 12 full-time employees
- 9 seasonal employees
- Maintenance Director participating in Leadership LaPorte County program

Events- Set up and Tear Down

- 7/4/25-7/5/25 Fireworks Spectacular, followed by day after beach cleanup
- 7/18/25/-7/20/25 Singing Sands Sand Sculpting Festival
- 7/13/25 Running Wild Zoological Society 5K Run
- 7/26/25 Indiana Hoosier Burn Camp
- Two separate Pizzas with the Police events
- 8/2/25-8/3/25 Great Lakes Grand Prix
- 8/29/25-9/1/25 Oktoberfest in Washington Park
- 9/13/25 Michigan City Skate Park ribbon cutting
- 9/15/25-9/19/25 Trail Creek Week at Hansen Park
- 9/20/25 Creekness Stakes fundraising event
- 9/2025 Preparation for the Festival of Lights Celebration

Assisting City Departments

- Assisted the zoo by leveling dirt in zebra enclosure that had washed out (8 labor hours)
- Repaired damaged handrail on the upper deck at the Old Lighthouse Museum (16 labor hours)
- Assisted the Michigan City Public Art Committee with the loading and unloading of the Owl & Pussycat sculpture so it could be repainted and moved to new location

Parks

- Filled potholes in lot 1 of Washington Park
- Repaired water line break under parking lot at North Pointe Pavilion. Repaired and patched parking lot.

- New, larger set up process for Great Lakes Grand Prix
- New prep for Creekness on E Street bridge
- Prepped Walker Street for mural painting
- Sun sails down for season at North Pointe Pavilion
- Winterized Millenium Plaza, Fedders Alley, Amphitheater, Memorial Park, Splashpad, Washington Park lawn, Gardena Park, and Water Tower Park

Special Projects

- Reorganized our storage area for city events supplies (120 hours plus adding storage bins)
- Had trailer wrapped and added hangers for tools for community trailer

Equipment

- Removed salt box from dump truck, prepped and put away for summer

YEAR 2025	Q3 2024	Q3 2025	VAR	COMMENTS
BANQUET TABLES Delivered/Picked Up	16	22	6	moved more for new glgp set
BARRICADES Setup/Remove	190	245	55	more for glgp set up and sand
BOLLARD Replacement/Installation	4	0	(4)	None where damaged
GARBAGE CANS Delivered/Picked Up	690	730	40	more at 7th st and for police
GARBAGE Collect and Dispose of (yards)	690	840	150	general waste has gone up
ICE RINK Labor Hours	0	0	0	
MOVIE SCREEN Setup/Remove	0	1	1	first movie of the year
PICNIC TABLES Delivered/Picked Up	536	840	304	few new police events, had to move lot more for glgp both for them and remove more out of
RISERS Delivered/Picked Up	0	0	0	
SNOW FENCE Installation/Removal (linear feet)	4,356	18636	14,280	Back to back to back events in same qtr plus much larger area for vip tent, sponsor tent, and
TENT Installation (10' x 20')	0	0	0	

SAND REMOVAL (per hour)	Q3 2024	Q3 202	VAR	COMMENTS
Clean up and removal	346	375	29	staff did best they could to
Beach Mats (set up/take down)	80	105	25	new set up mats on beachwalk
Winter Berm (fall)	40	0	(40)	weather to good to start.
Level Berm (spring)	0	0	0	
Beach sanitizing	312	372	60	good weather made season last longer. we kept up with it.
TOTAL	778	852	74	
SNOW REMOVAL/SALTING	Q3 2024	Q3 2025	VAR	COMMENTS
snow removal/salting	0	0	0	

MOWING (per hour)	Q3 2024	Q3 2025	VAR	COMMENTS
Adams Park	37	58	21	
Canada Park	7	36	29	
Carroll Avenue & Michigan Blvd	24	16	(8)	mowing less to use time
City Hall (began in 2012)	37	90	53	
Emily Street (began in 2023)	6	24	18	
Gardena Park	52	109	57	
Hansen Park	84	90	6	
Henry Lake (began in 2023)	23	32	9	
Joe Hawkins Memorial Park	30	28	(2)	in average
Krueger Memorial Park	27	56	29	
Millennium Plaza and Old Lighthouse Museum	40	45	5	
Oak Hills Park	16	70	54	
Pullman Park	67	98	31	
Ridgeland Park	6	23	17	
Ruby Woods	6	8	2	
Tall Timbers	14	34	20	
Walker Street Park	50	51	1	
Washington Park	280	421	141	
Water Tower Park	10	53	43	
Westcott Park (began in 2012)	28	42	14	
Winding Creek Cove	9	32	23	
TOTAL	853	1416	563	More mowing for all parks as weather stayed nice and
HOLIDAY LIGHTS (per hour)	Q3 2024	Q3 2025	VAR	COMMENTS
Repairs - Labor Hours	42	132	90	new displays made in house
Installation - Labor Hours	0	0	0	
Electric Installation - Labor Hours	0	0	0	
Breakdown - Labor Hours	0	0	0	
TOTAL	42	132	90	
TRAILS UPKEEP (clearing, snow removal, inspection) - Labor Hours	Q3 2024	Q3 2025	VAR	COMMENTS
Bismarck Hill	24	24	0	
Gardena Park	4	0	(4)	didnt get addressed until 4th qtr due to mowing with
Hansen Park	0	2	2	in average
Karwick Nature Park	0	0	0	
Memorial Hall	34	4	(30)	didnt get addressed until 4th qtr due to mowing with
Ruby Woods	12	13	1	
Patriot Park	2	0	(2)	wasn't needed
Singing Sands main to Oak Hills (added 3rd qtr 2025)	0	14	14	
Singing Sands Peanut Bridge	112	30	(82)	seperated for 2025, big clean up and cut backs for whole
Singing Sands Waste Inc.		91	91	seperated for 2025, big clean up and cut backs for whole
Singing Sands Co Line to Amtrak		52	52	seperated for 2025, big clean up and cut backs for whole
Winding Creek Cove	10	2	(8)	Used time to complete other
TOTAL	174	232	58	

LEAVES (per hour)	Q3 2024	Q3 2025	VAR	COMMENTS
Adams Park	0	0	0	
Canada Park	0	0	0	
City Hall (began in 2012)	0	0	0	
Emily Street	0	0	0	
Gardena Park	0	0	0	
Hansen Park	0	0	0	
Henry Lake	0	0	0	
Jernegan's Hill	0	0	0	
Joe Hawkins Memorial Park	0	0	0	
Krueger Memorial Park	0	0	0	
Millennium Plaza and Old Lighthouse Museum	0	0	0	
Oak Hills Park	0	0	0	
Patriot Park	0	0	0	
Ridgeland Park	0	0	0	
Ruby Woods	0	0	0	
Tall Timbers	0	0	0	
Walker Street Park	0	0	0	
Washington Park	0	0	0	
Water Tower Park	0	0	0	
Westcott Park (began in 2012)	0	0	0	
Winding Creek Cove	0	0	0	
TOTAL	0	0	0	

Golf Pro Shop Report

Summary

- 13 outings held in Q3 2025; all have reserved dates for 2026
- All 2025 staff members will be returning in 2026
- We expect an influx of leagues, daily fees, memberships, and outing due to the closing of Briar Leaf Golf Course in LaPorte

Revenue/Expense Report

REVENUE	2024	2025	VAR	VAR %
3rd Quarter	\$557,344	\$658,528	101,184	15%
EXPENSE	2024	2025	VAR	VAR %
01 Personal Services	\$189,732	\$194,564	4,831	3%
02 Supplies	\$84,120	\$84,087	(34)	0%
03 Services	\$46,627	\$59,968	13,341	29%
Total Expense	<u>\$320,480</u>	<u>\$338,618</u>	<u>18,138</u>	<u>6%</u>
NET	\$236,864	\$319,909	83,045	35%

MERCHANDISE	2024	2025	VAR	VAR %
Sales	\$41,921	\$39,669	(2,252)	-5%
COGS	\$28,174	\$27,097	(1,078)	-4%
Profit	\$13,747	\$12,572	(1,175)	-9%
OUTINGS	2024	2025	VAR	VAR %
North Course Players	122	154	32	26%
Green Fees	1,870	5,870	4,000	214%
Carts	937	2,510	1,573	168%
Alcohol	894	1,264	370	41%
Concession	143	160	17	12%
Shelter	35	35	0	0%
Big Cup	300	300	0	0%
Beverage Cart	70	35	(35)	-50%
Scoring	0	0	0	0%
North Course Revenue	\$4,249	\$10,174	5,925	139%
South Course Players	1,386	2,208	822	59%
Green Fees	\$36,458	\$42,562	6,104	17%
Carts	\$10,148	\$13,717	3,569	35%
Alcohol	\$6,758	\$9,476	2,718	40%
Concession	\$3,985	\$8,466	4,481	112%
Shelter	\$140	\$280	140	100%
Big Cup	\$300	\$450	150	50%
Beverage Cart	\$280	\$595	315	113%
Scoring	\$0	\$100	100	100%
South Course Revenue	<u>\$58,069</u>	<u>\$69,178</u>	<u>11,109</u>	<u>19%</u>
Total Players	1,508	2,362	854	57%
Total Revenue	\$62,318	\$79,352	17,034	27%

ROUNDS (includes members)	2024	2025	VAR	VAR %
North Course Rounds	9,228	7,960	(1,268)	-14%
North Course Revenue	\$129,165	\$162,161	32,996	26%
South Course Rounds	15,548	13,053	(2,495)	-16%
South Course Revenue	<u>\$413,905</u>	<u>\$333,200</u>	<u>(80,705)</u>	<u>-19%</u>
Total Rounds	24,776	21,013	(3,763)	-15%
Total Revenue	\$543,070	\$495,361	(47,709)	-9%

CART RENTAL	2024	2025	VAR	VAR %
North Course Rentals	4,976	4,810	(166)	-3%
North Course Revenue	\$53,469	\$50,119	(3,350)	-6%
South Course Rentals	7,737	10,157	2,420	31%
South Course Revenue	\$112,594	\$124,050	11,457	10%
Member no fee	<u>3,074</u>	<u>1,824</u>	(1,250)	-41%
Total Rentals	15,787	16,791	1,004	6%
Total Revenue	\$166,063	\$174,170	8,107	5%
CONCESSIONS Revenue	2024	2025	VAR	VAR %
Food/Beverage	25,654	29,300	3,646	14%
Alcohol	<u>33,471</u>	<u>32,177</u>	(1,294)	-4%
Total Revenue	\$59,125	\$61,477	2,351	4%

Golf Maintenance Report

Course Maintenance

- Greens mowed 7 days/week
- Tees, collars, and approaches at the South Course mowed 3 days/week and 2 days/week on the North Course
- Fairways mowed 5 days/week at both courses
- Bunkers raked twice a week
- The fall fertilizer application to the fairways and tees on September 16th. The greens fertilizer application on September 9th is to help with the healing process from aerification
- We filled low spots in fairways and tees using the greens aerification cores

Equipment

- The jockey pump for the North course pump station was replaced on September 25th. This is the smallest pump out of the three, it helps support pressure in the irrigation system. The replacement due to a large hole in the pipe from the pump. Cost to replace it was \$4,880.00.

Special Projects

- Gritten Turf Company aerated the South Course greens on September 16th
- South Course tees aerated, seeded, and fertilized on September 24th and 25th
- North Course back 9 greens aerated on September 29th. The front 9 greens will have to wait until spring due to the aerifier breakdown. The repair part is on backorder.

Training

- Greens Superintendent Mike Moore attended the Leadership Training (Middle Management) on August 19th

Staff

- The full-time laborer position was fulfilled by Andrew Harrell on August 2nd. He has been a fantastic addition to our team.

Weather

RAIN FALL (in inches)	2024	2025	VAR	VAR %
July	6.80	4.20	(3)	-38%
August	3.30	3.95	1	20%
September	3.40	2.00	(1)	-41%
Total	13.50	10.15	(3)	-25%

Irrigation

IRRIGATION (in gallons)	2024	2025	VAR	VAR
North Course	4,830,401	4,580,000	(250,401)	-5%
South Course	9,925,000	9,150,000	(775,000)	-8%
Total	14,757,425	13,732,025	(1,025,400)	-7%

Golf 3rd Quarter Financial Report

REVENUE	2024	2025	VAR	VAR %
3rd Quarter	\$557,344	\$658,528	\$108,482	16%
EXPENSE	2024		VAR	VAR %
01 Personal Services	\$189,732	\$194,564	\$4,831	2%
02 Supplies	\$84,120	\$84,087	(\$34)	0%
03 Services	\$46,627	\$59,968	\$13,341	22%
Total Expense	\$320,480	\$338,618	\$18,138	5%
NET	\$236,864	\$319,909	\$83,045	26%

Senior Center Report

Personal

- 1 full-time employee
- 2 part-time employees

Memberships

3rd Quarter	2024	2025	VAR	VAR %
Members				
Men	485	308	(177)	-36%
Women	1,038	701	(337)	-32%
Total Members	1,523	1,009	(514)	-34%
New Members	77		(77)	-100%
Volunteer Hours				
Senior Center	2,104		(231)	-11%
Attendance				
Events	5,183		304	6%
Day Trips	101		(23)	-23%

Note: Our 3rd quarter numbers lower than they would normally be due to no database access for 2 weeks in September.

Programs and Events

July 1, 8, 15, 22	Mindful Movement: A dance class designed to improve focus, memory, and balance
July 2	Words in a Wink: The final class in the 6 weeks course. It teaches the Power of Telling Your Life Story 2 pages at a time.
July 3, 10, 17, 24, 31	Sunrise Yoga on the Beach
July 3	Blood Pressure Checks by North Shore Health
July 3	South Shore Seniors Investment Club monthly meeting
July 7	Hearing Evaluations (free)
July 8	Advisory Board Meeting
July 8	Color Street Nail Polish Session
July 11	Poetry Club Meeting
July 16	The Red Hat Society annual anniversary party. 32 members were in attendance. The theme this year was "Favorite costumes from past parties."
July 16	French Club Meeting
July 16-18	A group of 33 members went on a 1 st Travel Trip to Ohio Island Hoppin' Tour.
July 21	Merle Miller's Popcorn & A Movie
July 22	"Hot Dogs on the Patio" (a monthly summer event) was a tremendous success providing over 75 members with an affordable lunch.
July 23	NVisionU gave a presentation on their product line that provides healthier versions of coffee, cappuccinos and more.
July 24	This year we decided to have an Ice Cream Social in lieu of our usual Spaghetti Dinner. We had an intense storm come through the park, so we did not have many attendees.
July 28	Popcorn & A Movie
July 29	Coffee with the Mayor – 26 attendees
July 29	Card Making with Jamie- 18 attendees

July 31	Our monthly group of volunteers for the newsletter met.
July 31-Aug 3	Great Lakes Super Boat Races
Aug 2 nd	Dollars for Dogs, a fundraiser for the Senior Center held at Kabelin's Hardware. We raised \$301.
Aug 4	Hearing Evaluations (free)
Aug 6, 20	Chat & Craft- 4-5 people showed up for this newer activity until we added it to our calendar and reminded all in attendance that they had to be members to participate. After that, no one showed up.
Aug 7	Blood Pressure Checks by North Shore Health
Aug 7, 14, 21, 28	Sunrise Yoga on the Beach for Seniors
Aug 7	Hand & Foot Card Game Meeting. Members gathered to start this activity at this organizational meeting.
Aug 7	South Shore Seniors Investment Club monthly meeting
Aug 8	Poetry Club Meeting
Aug 12	Advisory Board Meeting
Aug 13	Monday Musicales Show. This free event featured the choir known as "Monday Musicales" and they sang classic tunes to a crowd of about 35 people.
Aug 18	"Hot Dogs on the Patio" (a monthly summer event) was a huge success providing members with an affordable lunch.
Aug 20	Tongue Twisters That Teach. Local author gave a brief presentation on the book she penned to help teach children how to read
Aug 20	French Club
Aug 22	Chess Tourney (annual) This year Eric Majed took the trophy!
Aug 25	Popcorn & A Movie had a low attendance again this month.
Aug 26	Coffee with the Mayor- 15 attendees
Aug 26	Card Making Class with Jamie- 12 attendees
Aug 28	
Aug 27	The Metamorphosis Theatre presented "Margaret & Pickles Re-Do 'Neverland'" featuring local actors Judy Joseph and Doug Moon. Over 40 people attended this FREE show here at the Senior Center.
Aug 28	Our monthly group of volunteers for the newsletter met.
Sept 4	South Shore Seniors Investment Club monthly meeting
Sept 4	Blood Pressure Checks by North Shore Health
Sept 5	Football 101: A class to review the lingo, plays, and rules on football, presented by Darrell Garbacik.
Sept 7-13	47 travelers left for New Orleans by bus for a 6-night trip through First Travel.
Sept 8	Hearing Evaluations (free)
Sept 9	The Senior Center Advisory Board monthly meeting.
Sept 12	Final session for the Poetry Club due to lack of interest.
Sept 17	French Club Meeting
Sept 18	"Hot Dogs on the Patio" (a monthly summer event) was a huge success providing members with an affordable lunch.
Sept 24	The Beauty of Nature & Wildlife by Lynea Hinchman presentation- 18 attendees
Sept 25	Our monthly group of volunteers for the newsletter met.

Sept 25	Harvest Ball. This extremely popular, free event returned this year (previously discontinued due to Covid). Over 150 members enjoyed an evening of dancing and delicious food.
Sept 29	Popcorn & A Movie- 5-6 attendees
Sept 30	Coffee with the Mayor- 17 attendees
Sept 30	Card Making class with Jamie- 13 attendees

Marketing Report

- Press releases
- 2026 LPCCVB Ad review

Challenges

- Encourage existing members to take advantage of the events that we offer to give them the most enjoyment out of their membership.

2026 Goals

- Continue to add exciting programs that will encourage seniors to keep a healthy, active lifestyle.
- Maintain the number of rentals of the facility to provide continuous, reliable funding using the non-reverting fund for maintenance of the facility.
- Continue to provide marketing support to the Parks & Recreation Department
- Focus on educational opportunities for seniors.
- Focus on technology for seniors.
- Continue pursuing remodeling/updating efforts.

Washington Park Zoo

Events

July

- Summer Zoo Camp classes took place each week throughout July
- The summer internship program included four participants shadowing our staff for animal husbandry and conservation education experience
- The zoo received a contribution of \$1,333.63 from the local Ace Hardware Giveback Days event held in June
- We welcomed participants from the Hoosier Burn Camp with free admission
- Logan's Heroes offshore racing team hosted a fundraising event during race week with activities taking place in the zoo
- Our monthly Zoo Tot program held on the last Friday of the month

August

- The Great Lakes Grand Prix WHM team owner and driver Billy Mauff gave another generous donation of \$15,000 for continued Big Cat and wolf improvement projects

- Weekly Zoo Camp sessions continued through the first week of August
- The summer internship program ended for the season the first week of August, due to the students needing to return to school
- Held our monthly Zoo Tot program on the last Friday of the month
- GAF awarded the zoo a \$5,000 grant to support facility improvements

September

- The Zoo welcomed grandparents with free admission on Grandparents Day
- We held our last Zoo Tot program of the season
- We hosted our first Adult Zoo Camp which had three attendees, but we hope to offer different guests experience for all ages in the upcoming year

3rd Quarter Attendance

Month	2024	2025	VAR	VAR %
July	21,961	20,024	(1,937)	-9%
August	14,841	16,374	1,533	10%
September	8,106	7,681	(425)	-5%
Total	44,908	44,079	(829)	-2%

Capital Improvements and General Updates

July

- Repaired a water leak near the shared Water Department fence line. The issue was an abandoned line that had deteriorated over time.
- Meyer Glass generously donated three new exhibit window panels for the primate house, replacing the earlier windows that had become cloudy and water stained
- The Peacock Café passed an unannounced inspection by the LaPorte County Health Department with no non-compliance issues found
- Staff planted a vegetable garden next to the coop concession and red barn, and have been growing tomatoes, zucchini, and cucumbers for animal diets

August

- The IT department continues to address ongoing phone line issues and is working to set up an internet connection to the red coop concessions building, enabling the acceptance of credit card payments for sales.
- Received a donation of more than 500 pounds of meat and organs from Mitzner Meats and Sims Meat Processing through the Operation Feed LaPorte County program

September

- Volunteers from Horizon Bank supported our ongoing beautification efforts as part of their Community Cares program. Their dedicated help enabled staff to rejuvenate flower beds throughout the property, significantly enhancing the overall appearance and visitor experience. We appreciate their commitment to our mission and their continued partnerships.
- Replaced worn and outdated wooden fencing on the wallaby and emu exhibit with new fence panels and flower beds for visitor barrier distance requirements.




Old fence



New fence

- Local student Thomas Chatfield, as part of his Eagle Scout project, generously donated five custom-made wooden benches with integrated planter boxes



- Replaced all outer fencing around the red barn, allowing for expanded yard space and the installation of more access gates
- Installed waterproof paneling and insulation in the capybara house by maintenance team to improve the facility's durability and animal comfort

- Levelled the main Grant Zebra exhibit yard, assisted by the Park Maintenance crew, to address sand displacement that led to fence misalignment and post erosion. We have requested quotes from three local fencing companies to replace the fence with a heavier-gauge wire mesh and install new posts set in concrete bases.
- We continue to collaborate with the IT department to repair the computer, phone, and time clocks due to the data/network issues

Animal Acquisitions/Dispositions

July

Acquired	Dom Ferret	Donation through Animal Control
Acquired	0.5 Fallow Deer	Purchase
Acquired	Blue Tongue Skink	Federal Confiscation
Acquired	Alpaca	Delayed trade
Death	Dom Duck	Age related - kidney disease
Death	Chicken	Egg Bound complications
Death	Cockatiel	Liver Failure

August

Death	American Crow	Respiratory infection complications
Death	Chinchilla	Age Related - liver disease
Death	Cockatiel	Yolk Stroke

September

Death	Cockatiel	Inconclusive necropsy
-------	-----------	-----------------------

3rd Quarter Financial Report

REVENUE	2023	2024	2025	VAR \$	VAR %
Q3	\$379,967	\$381,566	\$391,621	\$10,055	3%
EXPENSE	2023	2024	2025	VAR \$	VAR %
01 Personal Services	\$196,630	\$225,303	\$221,347	(\$3,956)	-2%
02 Supplies	\$25,976	\$44,857	\$53,783	\$8,926	20%
03 Other Services	\$51,955	\$56,117	\$64,304	\$8,188	15%
Total Expense	\$274,561	\$326,277	\$339,435	\$13,158	4%
NET	\$105,406	\$55,289	\$52,186	(\$3,103)	-6%